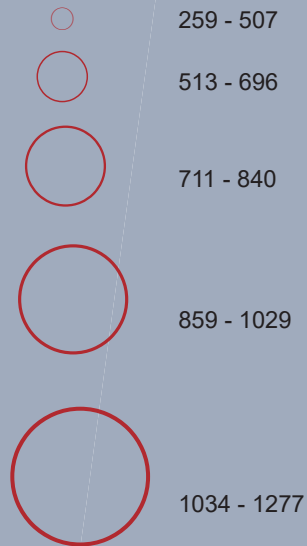


SWEDEN

Covid-19 cases and deaths per 100 thousand people, total as of July 27, 2020

Covid-19 cases per 100k



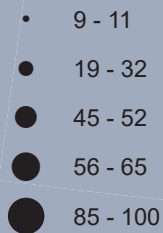
Top case number by county, cases by 100k

Jönköping	1277
Gotland	1085
Västra Götaland	1034
Södermanland	972
Västmanland	943

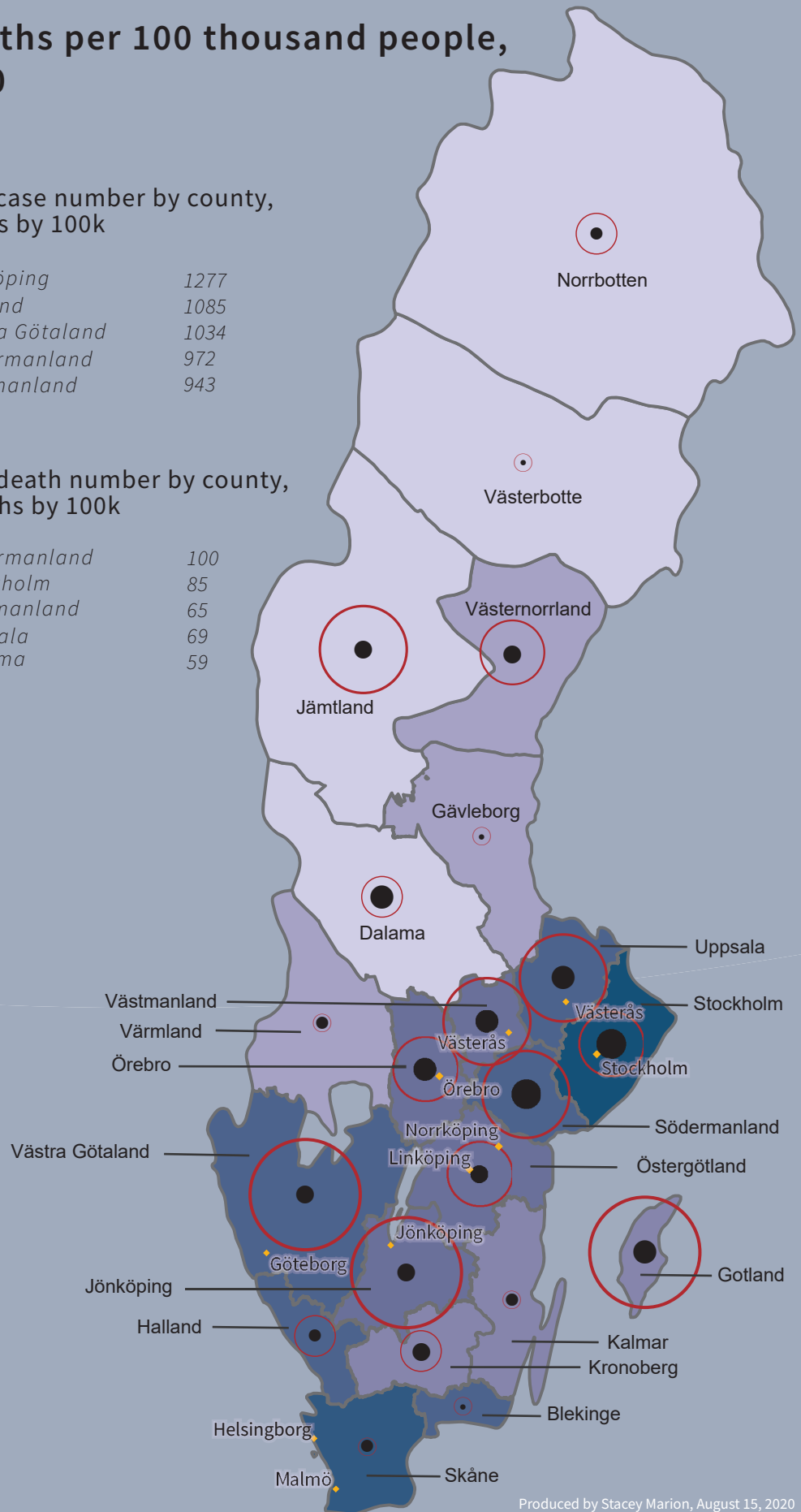

Top death number by county, deaths by 100k

Södermanland	100
Stockholm	85
Västmanland	65
Uppsala	69
Dalarna	59

Covid-19 deaths per 100k



Population density, per km²



Produced by Stacey Marion, August 15, 2020
 Total covid-19 cases and deaths as of July 27, 2020
 Census data from April 1, 2020
 GCS WGS 1984, PCS European Albers Equal Area, central meridian 10°E, latitude of origin 55°N, standard parallels 43°, 62° N
 sources: en.wikipedia.org/wiki/COVID-19_pandemic_in_Sweden; en.wikipedia.org/wiki/Template:COVID-19_pandemic_data/Sweden_medical_cases;
en.wikipedia.org/wiki/Ranked_list_of_Swedish_counties